

LZCG2500-10

ELECTRICAL HIGH VOLTAGE 5P20 PROTECTIVE ZCT ZERO SEQUENCE CURRENT TRANSFORMER

The Model LZCG2500-10 ZCT is a ring type resin casting zero sequence current transformer. Some clients also called it as TTCC. This current transformer can be used both for measurement and microcomputer protection of electrical equipment in 11KV and 35KV AC power system such as ABB-Safe Ring/Safe Plus...and cable distribution boxes.

We used imported silicon material and using our mature advanced producing technology we make sure our transformer has very good linear and more than 20 years using life in order to be qualified with all the jobs. The ring core and secondary windings are vacuum poured by high quality epoxide insulated resin ,which has the characteristic of moisture proof, stable performance and dispensing with maintenance. Current transformer protection class 5P20, 5P10, 10P20, 10P10, 10P5.

All of our current transformers are strictly comply IEC60044-1, IEC 61869-2, NTC 2205, GB1208-2006, GB20840.2-2013, ANSI/IEEE C57.13.

Features

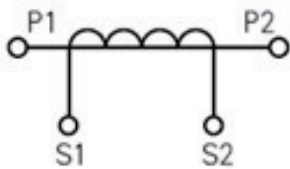
1. Support Dual Ratio;
2. Using life more than 20 years;
3. Measurement range 0-3000A AC;
4. Easily installation, with mounting bracket ;
5. High magnetic conductivity silicon steel material;
6. Size: $\phi 120 \times \phi 185 \times 100$, $\phi 140 \times \phi 210 \times 75$, $\phi 160 \times \phi 250 \times 80$;
7. Holding wire diameter: $\phi 120 \text{mm}$, $\phi 140 \text{mm}$, $\phi 160 \text{mm}$;
8. Secondary windings are vacuum poured by insulated resin;
9. High precision 0.2s, 0.2, 0.5s, 0.5, 5P20, 5P10, 10P20, 10P10;
10. IEC60044-1; IEC 61869-2; ANSI C57.13; NTC 2205; GB1208-2006;



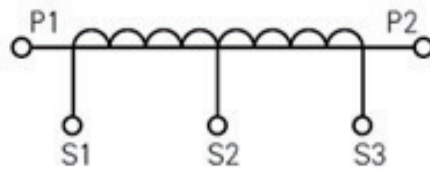
Applications

1. Energy meter;
2. Power Meter;
3. MV switchgears;
4. Air switch cabinet;
5. Distribution boxes;
6. Power Quality meter;
7. Ring network cabinet;
8. Measuring instrument;
9. Protective relay device;
10. Current load monitoring;
11. Low voltage metering system;
12. Distribution Power transformer monitor system;

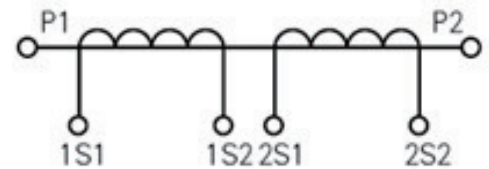
Wiring Diagrams



Single winding



Secondary winding with tap



Double winding

P1, P2 is primary polarity terminal, S1, S2 is secondary polarity terminal.
P2, S2 is homonymous terminals (subtractive polarity).

Parameters

| Technical parameters | |
|---|---|
| Standards | IEC60044-1; IEC 61869-2; NTC 2205; ANSI/IEEE C57.13; GB1206-2006; |
| Rated primary current | 50-3000A |
| Rated load | ≤25VA |
| Rated frequency | 50Hz or 60Hz |
| Rated secondary current | 5A or 1A |
| Rated short-time thermal current | 40kA, 1S |
| Rated continuous thermal current | 120%I _n |
| Secondary winding power-frequency voltage | 3kV, 1min |
| Instrument security factor | FS≤10 |
| Insulation Class | E |
| Material | polyurethane +Silicon steel sheets+Enameled wire+ABS |
| Mechanical parameters | |
| Dimensions (W×D×H) (mm) | φ120×φ185×100 |
| Jaw cable diameter(mm) | 120, 140, 160 |
| Weight (kg) | 7, 8, 9 |
| Operating conditions | |
| Operating temperature | -40°C to +70°C |
| Daily average temp | <+40°C |
| Storage temperature | -40°C to +70°C |
| Altitude | <3500 meters |
| Condition | No existence of severely begrimed, erosive and radioactive gas in the air. Permission of long-term operation under rated current. |

Technical Data

| Type | LZCG2500-10 | | | LZCG2500-10 | | | LZCG2500-10 | | | |
|-----------|-----------------------------------|------|-----|-----------------------------------|-------|------|--|------|-------|------|
| Purpose | Measuring current transformer | | | Protection current transformer | | | Double winding current transformer | | | |
| Ratio | Accuracy class and rated load(VA) | | | Accuracy class and rated load(VA) | | | Composite accuracy class and rated load (VA) | | | |
| I_1/I_2 | 0.5 | 1 | 3 | 10P15 | 10P10 | 10P5 | 0.5 | 1 | 10P10 | 10P5 |
| 100/1 | 2 | 2.5 | 5 | 2 | 2.5 | 5 | 2 | 2.5 | 1.5 | 2 |
| 200/1 | 2 | 2.5 | 5 | 3 | 5 | 7.5 | 2.5 | 2.5 | 2 | 2 |
| 300/1 | 2.5 | 3.75 | 5 | 3 | 5 | 7.5 | 3.75 | 3.75 | 2.5 | 2.5 |
| 400/1 | 2.5 | 5 | 10 | 3 | 5 | 10 | 5 | 5 | 2.5 | 2.5 |
| 500/1 | 2.5 | 5 | 10 | 3.75 | 6.25 | 10 | 5 | 5 | 2.5 | 2.5 |
| 600/1 | 5 | 7.5 | 10 | 5 | 7.5 | 10 | 5 | 5 | 5 | 5 |
| 750/1 | 5 | 7.5 | 10 | | | | 5 | 5 | 5 | 5 |
| 800/1 | 5 | 10 | 15 | | | | 5 | 5 | 5 | 5 |
| 1000/1 | 5 | 10 | 15 | | | | 5 | 5 | 5 | 5 |
| 1200/1 | 10 | 15 | 20 | 10 | 10 | 10 | 10 | 15 | 2.5 | 5 |
| 1500/1 | 10 | 15 | 20 | 10 | 10 | 10 | 10 | 15 | 2.5 | 5 |
| 1600/1 | 20 | 25 | 30 | 10 | 10 | 10 | 10 | 15 | 2.5 | 5 |
| 2000/1 | 20 | 25 | 30 | 10 | 10 | 10 | 10 | 15 | 2.5 | 5 |
| 50/5 | | | 2.5 | | | 2 | | | | |
| 75/5 | | | 2.5 | | | 2.5 | | | | |
| 100/5 | 2.5 | 2.5 | 2.5 | | | 2.5 | | 2.5 | | 2.5 |
| 200/5 | 2.5 | 2.5 | 2.5 | | | 5 | 2.5 | 5 | | 2.5 |
| 300/5 | 5 | 5 | 5 | 2.5 | 5 | 7.5 | 5 | 5 | 2 | 2.5 |
| 400/5 | 5 | 5 | 5 | 2.5 | 5 | 7.5 | 5 | 7.5 | 2.5 | 5 |
| 500/5 | 5 | 7.5 | 10 | 5 | 7.5 | 10 | 5 | 7.5 | 2.5 | 5 |
| 600/5 | 5 | 7.5 | 10 | 5 | 7.5 | 10 | 5 | 10 | 2.5 | 5 |
| 750/5 | 7.5 | 10 | 15 | 5 | 10 | 10 | 7.5 | 10 | 2.5 | 5 |
| 800/5 | 7.5 | 10 | 15 | 5 | 10 | 10 | 7.5 | 15 | 2.5 | 5 |
| 1000/5 | 10 | 15 | 20 | 10 | 10 | 10 | 10 | 15 | 2.5 | 5 |
| 1200/5 | 10 | 15 | 20 | 10 | 10 | 10 | 10 | 15 | 2.5 | 5 |
| 1500/5 | 10 | 15 | 20 | 10 | 10 | 10 | 10 | 15 | 2.5 | 5 |
| 1600/5 | 20 | 25 | 30 | 10 | 10 | 10 | 10 | 15 | 2.5 | 5 |
| 2000/5 | 20 | 25 | 30 | 10 | 10 | 10 | 10 | 15 | 2.5 | 5 |
| 2500/5 | 20 | 25 | 30 | 10 | 10 | 10 | 10 | 15 | 2.5 | 5 |
| 3000/5 | 20 | 25 | 30 | 10 | 10 | 10 | 10 | 15 | 2.5 | 5 |

Selection Guide

| Model | Primary rated current | Rated load | Aperture (mm) | Description (mm) | Weight (kg) |
|-------------|-----------------------|------------|----------------|-------------------|-------------|
| LZCK310-10 | 300-1000A | ≤10VA | φ50 | φ50 x φ110 x 32 | 1 |
| LZCK322-10 | 30-1000A | ≤10VA | φ50 | φ50 x φ110 x 52 | 1.6 |
| LZCK350-10 | 30-1000A | ≤25VA | φ50 | φ50 x φ110 x 105 | 3.1 |
| LZCK720-10 | 30-1000A | ≤25VA | φ80 | φ80 x φ110 x 50 | 2.1 |
| LZCK2500-10 | 30-3000A | ≤30VA | φ120, 140, 160 | φ120 x φ185 x 100 | 7 |
| LZCG530-10 | 30-1000A | ≤20VA | φ45 | φ45 x φ120 x 65 | 2.1 |
| LZCG930-10 | 30-1500A | ≤25VA | φ60 | φ60 x φ155 x 60 | 3.6 |
| LZCT722-10 | 30-1500A | ≤10VA | φ82 | φ82 x φ130 x 55 | 2.3 |
| LZCG2500-10 | 30-3000A | ≤30VA | φ120, 140, 160 | φ120 x φ185 x 100 | 7 |

Ordering Information

Be sure to the type, current ratio, accuracy class, rated load and use of the products when you plan to make a order. Special specifications could be customized. All kinds of different specifications and parameters current transformers can be made according to your needs.